



Bulldog Battery

Bulldog Battery Corporation

98 East Canal Street | Wabash, IN 46992

P: +1.800.443.3492 | F: +1.260.563.8245

E: salesdept@bulldog-battery.com

bulldog-battery.com

100% Employee Owned & Operated



BATTERY SELECTION GUIDE



Unleash The Power
bulldog-battery.com



ORDERING INFORMATION

Please follow the proper sequence when ordering your industrial battery.

- Number of Batteries Required
- Number of Cells per Battery
- Type of Plate in A.H. Positive
- Number of Plates per Cell
- With or Without Cover (Steel Tray)
- Dimensions of Battery Steel Tray (X, Y, Z)
- Terminal Position:
 - A. Dangling Lead @ A — B — C — D
 - B. Mounted Terminal @ E — F — G — H
- Length of Cable (This is measured from the edge of the steel tray to connector)
- Type of Connector

"Z" DIMENSIONS		
PLATE TYPE	STEEL TRAY HEIGHT	
	W/COVER	W/O COVER
45B	17.12	16.37
55B	19.25	18.50
65B	19.75	19.00
85B	23.25	22.62
100B	26.25	25.62
125B	31.00	30.37

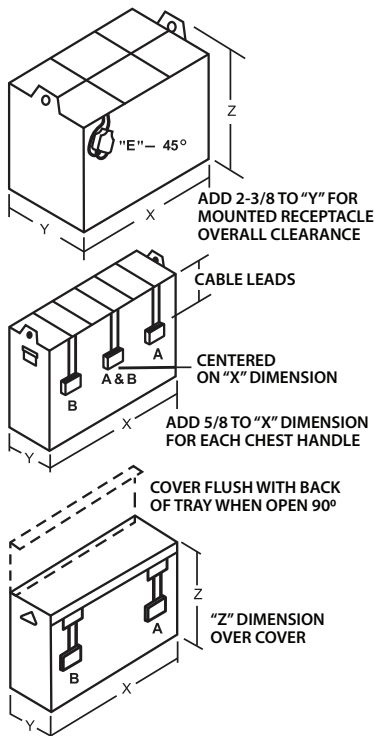


**BATTERY TYPE
NOMENCLATURE EXAMPLE**

(2) 18 - 85B - 21

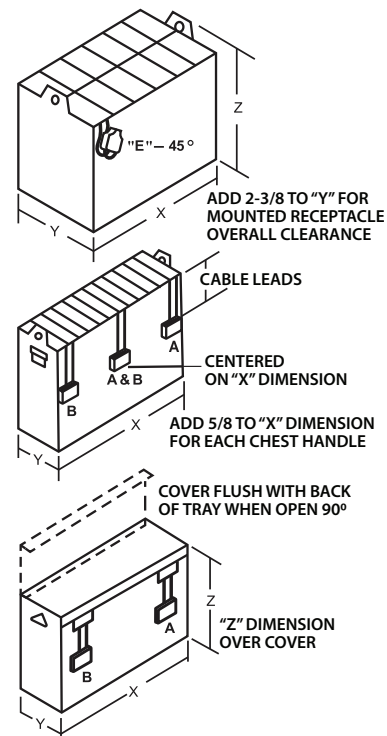
No. Battery(s).... (2)
No. of Cells..... (18)
Plate Type..... (85B)
Plates Per Cell... (21)

HAND TYPES 6 CELLS



All ratings based on a fully charged specific gravity of 1.275 to 1.285 at 77° to 1.70 volts per cell.
Electrolyte weights approximately 10.70 pounds per gallon.

HAND TYPES 12 CELLS



All ratings based on a fully charged specific gravity of 1.275 to 1.285 at 77° to 1.70 volts per cell.
Electrolyte weights approximately 10.70 pounds per gallon.

DIMENSIONS - NARROW BATTERY

PLATE TYPES: 45B, 55B, 65B, 85B, 100B, AND 125B

PLATES PER CELL	6 CELL BATTERY 12 VOLT		9 CELL BATTERY 18 VOLT		12 CELL BATTERY 24 VOLT		15 CELL BATTERY 30 VOLT		16 CELL BATTERY 32 VOLT		18 CELL BATTERY 36 VOLT		24 CELL BATTERY 48 VOLT		INDIVIDUAL CELL SIZE
	X	Y	X	Y	X	Y	X	Y	X	Y	X	Y	X	Y	
5	12.31	6.56	24	7.50	24.50 18.87 31.25	6.50 8.56 7.50					36.62 19.25	6.50 12.62	37.93	8.62	6.19" W 2.00" L
7	16.81 12.68	6.50 8.56			25.37 33.62 20.00 17.37	8.56 6.50 11.31 12.75					25.75	13.12	37.75 31.75	11.38 14.31	6.19" W 2.75" L
9	21.87 21.87	6.62 7.75	19.06 32.12 29.12	10.93 6.75 7.62	25.37 21.62	10.81 12.69	31.87 19.12	11.25 18.25			37.87 21.62 32.38	10.93 19.00 12.75	37.87 31.69 35.75	14.56 18.06 16.44	6.19" W 3.50" L
11	26.13 26.13 18.88 13.19	6.50 7.75 8.81 12.69	19.12 29.87 39.37 26.37	13.31 9.00 7.75 11.00	26.13 31.94 38.00 25.62	12.69 10.75 8.93 13.18	31.81 22.12	13.25 19.12	25.62 23.37	17.50 19.68	37.87 37.87 30.50 25.62	19.06 13.25 17.12 21.87	31.75 37.93 26.50 39.12	21.87 17.50 25.31 13.62	6.19" W 4.25" L
13	30.62 30.62 15.50 19.19	6.50 7.75 12.75 10.31	19.00 30.37 25.44	15.44 10.43 11.62	30.62 35.62 19.25 25.62	12.81 11.62 20.43 15.43	25.87 31.62	19.12 15.50	25.75	20.62	37.87 30.75 32.25 25.75 35.62	15.56 19.12 20.86 25.31 17.81	30.75 38.00 43.50	25.50 20.56 20.56	6.19" W 5.00" L
15	35.25 35.25 17.75	6.62 7.75 12.81	30.00 30.00	12.62 13.12	35.13 38.13 25.62	12.94 11.94 17.75	32.12 29.62	17.75 19.25	25.75	23.56	32.00 38.25 35.25 29.50 31.50	23.56 17.87 19.19 25.56 23.56	38.25 32.00	23.56 29.31	6.25" W 5.75" L
17	20.13	12.81	32.00	13.62	38.13 26.62	13.44 19.19	31.87	19.94	26.87	25.50	38.25 33.25 32.00	19.94 25.56 26.56	38.25 40.00	26.75 26.00	6.25" W 6.50" L
19	22.37 38.12	12.87 7.62	32.12 36.12	15.25 13.25	38.12 29.62	14.94 19.19	37.12 32.12	19.37 22.25	29.62	25.44	38.25 35.18 31.87 37.00 44.37	22.19 25.62 28.37 25.75 19.50	38.25 45.00	29.75 26.00	6.25" W 7.25" L
21	24.62	12.81	33.12	15.12	32.62 38.12 25.75	19.19 16.43 24.43	32.12	24.50	32.87	25.50	38.25 49.50	24.50 19.50	38.25 49.50	32.75 26.00	6.25" W 8.00" L
23	26.87	12.94			35.62 38.13	19.19 17.94	32.12	26.75	36.00 36.00	25.62	38.25 42.75 33.50 54.00	26.75 26.00 32.25 19.25	38.25 54.00	35.75 26.00	6.25" W 8.75" L
25	29.13	12.94			38.75	19.31	32.25	29.12	39.00	25.62	38.25 45.75 58.50 35.75	29.12 26.00 19.50 32.25	38.75 58.50	38.25 26.00	6.25" W 9.50" L
27	31.61	13.00			38.25 31.62	21.06 25.50	32.25	31.75			38.25 48.25 42.12	31.37 26.00 32.25	41.75	38.25	6.25" W 10.25" L
29											38.25 51.75 45.38	33.62 26.00 32.25	44.75	38.25	6.25" W 11.00" L
31											38.25 48.50	36.00 32.25	44.50	42.25	6.25" W 11.75" L
33					38.68	25.75	38.50	32.25	51.50	26.00	38.25 51.50	38.12 32.25	44.62 44.50		6.25" W 12.50" L

Other Battery Layouts Available Upon Request

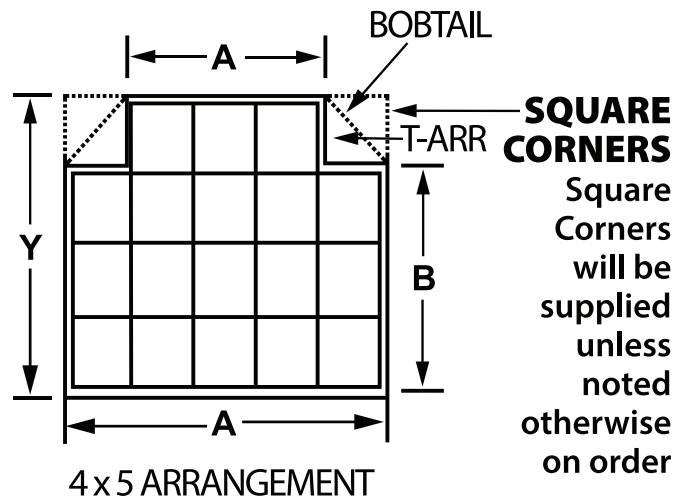
36 CELL BATTERIES - 72 VOLTS

PLATE PER CELL	9	11	13	15	17	19	21	23	25									
NARROW DIMENSIONS	X	Y	X	Y	X	Y	X	Y	X	Y	X	Y	X	Y	X	Y	X	Y
	37.87 64.43	21.75 13.06	37.87 77.87	26.06 13.37	37.87	30.75	38.12	35.12	40.00	38.50	44.25	38.25	49.31	38.50	53.81	38.50	53.81	38.50

DIMENSIONS: BOBTAIL OR "T" ARRANGEMENT NARROW BATTERIES

PLATE TYPE: 45B, 55B, 65B, 85B, 110B, and 125B

18 CELL - 36 VOLT						
PLATE PER CELL	13	15	17	19	21	23
X	32.00	32.25	32.25	32.25	33.12	36.12
Y	21.00	24.12	27.25	30.00	32.25	32.25
A	19.37	19.62	19.62	19.62	19.62	19.62
B	15.87	18.25	20.50	22.50	26.00	26.00



BATTERY AND CHARGING CONNECTORS



SB 175 AMP / SB 350 AMP

6325 G1 Gray	6320 G2 Gray
6326 G1 Blue	6321 G2 Blue
6327 G1 Orange	6322 G2 Red
6328 G1 Yellow	6323 G2 Yellow
	6324 G2 Green



PLUG 175 AMP

175 AMP
YC 7204



BULLDOG BATTERY SPECIFICATIONS

45B A.H./POS. 16.37" HIGH W/O COVER				55B A.H./POS. 18.50" HIGH W/O COVER				65B A.H./POS. 19.00" HIGH W/O COVER			
CELL TYPE	A.H. CAPACITY 6 HR RATE	KWH CAPACITY PER CELL 6 HR RATE	FIN. RATE AMPS	CELL TYPE	A.H. CAPACITY 6 HR RATE	KWH CAPACITY PER CELL 6 HR RATE	FIN. RATE AMPS	CELL TYPE	A.H. CAPACITY 6 HR RATE	KWH CAPACITY PER CELL 6 HR RATE	FIN. RATE AMPS
45B-9	180	.350	9	55B-9	220	.428	11	65B-7	195	.379	9
45B-11	225	.437	11	55B-11	275	.533	14	65B-9	260	.506	13
45B-13	270	.525	13	55B-13	330	.640	16	65B-11	325	.632	16
45B-15	315	.613	16	55B-15	385	.748	19	65B-13	390	.759	20
45B-17	360	.701	18	55B-17	440	.855	22	65B-15	455	.883	23
45B-19	405	.788	20	55B-19	495	.961	25	65B-17	520	1.009	26
45B-21	450	.876	22	55B-21	550	1.068	27	65B-19	585	1.135	29
45B-23	495	.964	25	55B-23	605	1.175	30	65B-21	650	1.261	33
45B-25	540	1.052	27	55B-25	660	1.282	33	65B-23	715	1.387	36
45B-27	585	1.139	29	55B-27	715	1.389	36	65B-27	845	1.639	42
45B-29	630	1.227	31	55B-29	770	1.496	38	65B-29	910	1.765	46
45B-31	675	1.315	34	55B-31	825	1.603	41	65B-31	975	1.892	49
45B-33	720	1.403	36	55B-33	880	1.710	44	65B-33	1075	2.018	52

85B A.H./POS. 22.62" HIGH W/O COVER				100B A.H./POS. 25.62" HIGH W/O COVER				125B A.H./POS. 30.37" HIGH W/O COVER			
CELL TYPE	A.H. CAPACITY 6 HR RATE	KWH CAPACITY PER CELL 6 HR RATE	FIN. RATE AMPS	CELL TYPE	A.H. CAPACITY 6 HR RATE	KWH CAPACITY PER CELL 6 HR RATE	FIN. RATE AMPS	CELL TYPE	A.H. CAPACITY 6 HR RATE	KWH CAPACITY PER CELL 6 HR RATE	FIN. RATE AMPS
85B-5	170	.330	8	100B-5	200	.388	10	125B-5	250	.480	15
85B-7	255	.496	12	100B-7	300	.582	15	125B-7	375	.720	18
85B-9	340	.661	17	100B-9	400	.776	20	125B-9	500	.961	25
85B-11	425	.827	22	100B-11	500	.970	25	125B-11	625	1.201	31
85B-13	510	.992	25	100B-13	600	1.164	30	125B-13	750	1.441	37
85B-15	595	1.157	30	100B-15	700	1.356	35	125B-15	875	1.681	43
85B-17	6870	1.323	34	100B-17	800	1.552	40	125B-17	1000	1.921	50
85B-19	765	1.488	38	100B-19	900	1.746	45	125B-19	1125	2.161	56
85B-21	850	1.653	42	100B-21	1000	1.940	50	125B-21	1250	2.401	62
85B-23	935	1.819	45	100B-23	1100	2.134	55	125B-23	1375	2.641	68
85B-25	1020	1.984	50	100B-25	1200	2.328	60	125B-25	1500	2.882	75
85B-27	1105	2.315	55	100B-27	1300	2.522	65				
85B-29	1190	2.315	58	100B-29	1400	2.716	70				
85B-31	1275	2.480	63	100B-31	1500	2.910	75				
85B-33	1360	2.645	68	100B-33	1600	3.104	80				


ALL OVERALL HEIGHTS SHOWN ARE 3/4" HIGHER WITH COVER.

All ratings based on a fully charged specific gravity of 1.280 to 1.290 at 70° to 1.70 volts per cell.

Electrolyte weighs approximately 10.70 pounds per gallon.



TOBi BATTERY COMPANION Standard on EVERY Bulldog Battery



Total Onboard Battery Information:
To view data, download mobile application on Google Play or Apple App Store. SCAN QR to get directions on how to connect to Bluetooth or go to www.bulldog-battery.com/TOBi/



Bluetooth Compatible

iOS and Android Compatible



Waterproof Design

Waterproof and Battery Acid Resistant



Comprehensive Reports

TOBi Report Suite



Versatile Compatibility

For Use on 12-80V Batteries



Communicates Automatically

To the 305 Control

100% Employee Owned



Bulldog Battery



Bulldog Battery Corporation

98 East Canal Street | Wabash, IN 46992

P: +1.800.443.3492 | F: +1.260.563.8245

E: salesdept@bulldog-battery.com

bulldog-battery.com

100% Employee Owned & Operated



Unleash The Power

bulldog-battery.com

BBID:BSG02082025